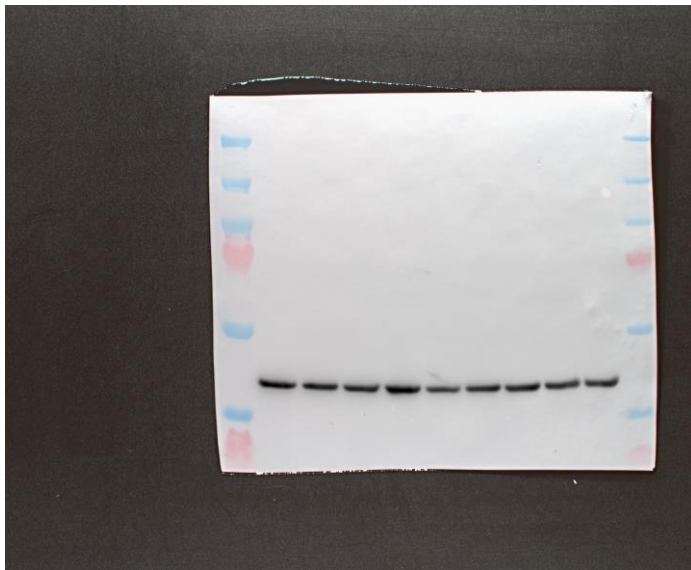


## Western Blot membrane unedited



Full unedited blot for Figure 6C, antibody: anti-Nectin-4 #17402

Cell Signaling Technology  
RRID:AB\_2798785



Full unedited blot for Figure 6C, antibody: anti-GAPDH #2118S

Cell Signaling Technology  
RRID:AB\_561053

Horseradish peroxidase-conjugated secondary antibody #7074S, Cell Signaling Technology, RRID:AB\_2099233

## Western Blot membrane marked

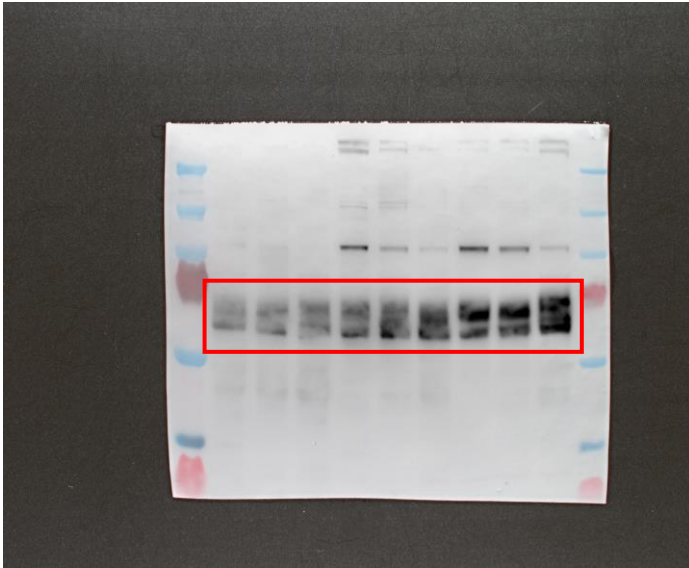


Figure 6C, antibody: anti-Nectin-4

The section used in the manuscript is marked in red (63 kDa).

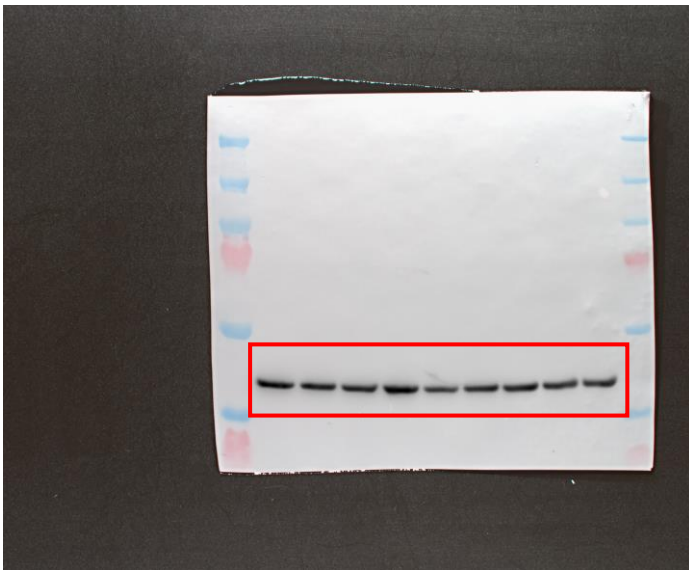


Figure 6C, antibody: anti-GAPDH

The section used in the manuscript is marked in red (37 kDa).